

# ROLLERS SERIES 3500KXO

Fixed drive curve roller



## Application area

Driven unit handling conveying in the curve section, such as transport of cardboards, containers or tires.

## Low-noise

The use of polyamide drive heads results in very quiet running.

## Tight curve radii

Using elements with a conicity of 2.2° allows implementing tight curve radii.

## Good running properties

The tapered elements made of polypropylene distinguish themselves with a low net weight so that good startup properties can be achieved.

## Robust construction

The tapered elements are abrasion-proof, noise-reducing, impact-resistant and excel through a high weather-resistance.

## Variants


Depending on the requirement, the curve rollers can be supplied with drive heads for PolyVee belts, round belts or chains.

### Round belt drive head

With the round belt head, the drive section is separated from the conveying section, so that materials cannot be shifted due to batching belts. Since the drive head has a higher friction because of grooves in the metal tube, the result is a higher conveyance of the round belts. If the round belts should slip because of the application, then the wear of the belts on a round belt drive head is higher.

### PolyVee drive head

Compared with a round belt, the use of a 2-rib belt allows transferring approximately twice the torque. Conveying and drive technology are physically separated. A groove must remain clear between two belts so that the belts cannot touch.



# ROLLERS SERIES 3500KXO

Fixed drive curve roller



## Technical data

| General technical data                    |  |  |   |
|---|--|--|---|
| Differentiation of tapered elements       | Conicity 1.8°<br>Color Gray  | Conicity 1.8°<br>Color Black                       | Conicity 2.2°<br>Color Gray   |
| Platform                                  | 1700   | 1700   | 1700  |
| Max. load capacity                        | 500 N  | 500 N  | 500 N   |
| Max. conveyor speed                       | 2 m/s (chain drive 0.5 m/s)  | 2 m/s (chain drive 0.5 m/s)                        | 2 m/s (chain drive 0.5 m/s)   |
| Anti-static version (< 10 <sup>6</sup> Ω) | No   | Yes  | No  |
| Impact-resistant version                  | Yes  | No   | Yes   |
| Temperature range                         | -5 to +40 °C with greased ball bearing<br>-28 to +20 °C with oiled ball bearing                              | -5 to +40 °C with greased ball bearing             | -5 to +40 °C with greased ball bearing<br>-28 to +20 °C with oiled ball bearing |
| Material                                  |  |  |   |
| Tube                                      | Zinc-plated steel, stainless steel, aluminum   | Zinc-plated steel, stainless steel, aluminum       | Zinc-plated steel, stainless steel, aluminum                                    |
| Shaft                                     | Uncoated steel, zinc-plated steel, stainless steel   | Uncoated steel, zinc-plated steel, stainless steel | Uncoated steel, zinc-plated steel, stainless steel                              |
| Color of tapered elements                 | RAL7030 (stone gray)   | RAL9005 (jet black)                                | RAL7030 (stone gray)  |
| Material of tapered cones                 | Polyamide and polypropylene  | Polypropylene                                      | Polyamide and polypropylene   |
| Bearing housing                           | Polyamide, RAL9005 (jet black)   | Polyamide, RAL9005 (jet black)                     | Polyamide, RAL9005 (jet black)  |
| Seal                                      | Polypropylene, RAL1021 (rape yellow)   | Polypropylene, RAL1021 (rape yellow)               | Polypropylene, RAL1021 (rape yellow)  |
| End cover                                 | Polypropylene, RAL1021 (rape yellow)   | Polypropylene, RAL1021 (rape yellow)               | Metal disk, not completely closing  |
| Drive head                                | Polyamide, RAL 9005 (jet black), sprocket also in steel  |  |   |
| Bearing version                           | Precision steel ball bearing 6002 2RZ, precision stainless steel ball bearing 6002 2RZ, bearing play each C3 |  |   |

An antistatic element is always present in the tube of a roller with tapered elements.

To prevent any damages from static charging or discharging, Interroll recommends the use of black tapered elements.

# ROLLERS

## SERIES 3500KXO

Fixed drive curve roller



### Design versions

|   |  |
|---|--|
| <b>Lubrication options for ball bearing</b> | Greased for an ambient temperature from -5 to +40 °C (standard)<br>Oiled for an ambient temperature from -28 to +20 °C   |
| <b>Shafts</b>                               | The following are available in addition to the variants listed in the load capacity tables: <ul style="list-style-type: none"> <li>• With spring on both sides</li> <li>• With variable length</li> <li>• Different design of both shaft ends</li> </ul>   |
| <b>Drives</b>                               | The following are available in addition to the variants listed in the load capacity tables: <ul style="list-style-type: none"> <li>• The drive heads for round and PolyVee belt can be designed with an additional fixation for temperature-sensitive applications (freezer applications). This fixation is located inside the roller and creates a form-fit torque transfer between tube and drive head. Hence, damages to materials or collecting adhesive tape at the outside of interfering corners is being avoided.</li> </ul> |

### Load capacities of series 3500KXO with screw-connected installation

The load capacity table refers to a temperature range of +5 to +40 °C.  
The maximum static load at -28 °C to -6 °C measures 350 N.

Valid for the following shaft designs: female thread or male thread.

Bearing: 6002 2RZ.

| Tube material | Ø Tube/<br>thickness<br>[mm]           | Drive element  | Ø Shaft<br>[mm] | Maximum static load [N] for installation length<br>[mm] |     |     |     |      |
|---------------|--|--|-----------------|---|-----|-----|-----|------|
|               |  |  |                 | 200   | 400 | 600 | 800 | 1000 |
| Steel         | 50 x 1.5                               | PolyVee drive head at the small diameter                     | 12              | 350   | 350 | 350 | 350 | 350  |
|               |  | Round belt drive head at the small diameter                  |                 | 350   | 350 | 350 | 350 | 350  |
|               | Polymer double sprocket head 1/2", T14 | 500  | 500             | 500   | 500 | 500 |     |      |
|               | Steel double sprocket head 1/2", T14   | 500  | 500             | 500   | 500 | 500 |     |      |
|               | 14                                     | PolyVee drive head at the small diameter                     | 350             | 350   | 350 | 350 | 350 |      |
|               |  | Round belt drive head at the small diameter                  | 350             | 350   | 350 | 350 | 350 |      |
|               |  | Polymer sprocket head 1/2", T9                               | 300             | 300   | 300 | 300 | 300 |      |
|               |  | Polymer sprocket head 1/2", T14                              | 500             | 500   | 500 | 500 | 500 |      |
|               |  | Steel sprocket head 1/2", T14                                | 500             | 500   | 500 | 500 | 500 |      |
|               |  | Polymer double sprocket head 3/8", T20 at the large diameter | 500             | 500   | 500 | 500 | 500 |      |
|               |  | Polymer double sprocket head 1/2", T14 at the large diameter | 500             | 500   | 500 | 500 | 500 |      |
|               |  | Steel double sprocket head 1/2", T14 at the large diameter   | 500             | 500   | 500 | 500 | 500 |      |

T = Number of teeth

# ROLLERS

## SERIES 3500KXO

Fixed drive curve roller



### Load capacities of series 3500KXO with loose installation

The load capacity table refers to a temperature range of +5 to +40 °C.  
The maximum static load at -28 °C to -6 °C measures 350 N.

Valid for the following shaft designs: spring-loaded shaft, fixed shaft or flatted shaft.

Bearing: 6002 2RZ.

| Tube material | Ø Tube/<br>thickness<br>[mm] | Drive element                               | Ø Shaft<br>[mm]  | Maximum static load [N] for installation length<br>[mm] |     |     |     |      |
|---------------|------------------------------|---|------------------|---|-----|-----|-----|------|
|               |                              |   |                  | 200   | 400 | 600 | 800 | 1000 |
| Steel         | 50 x 1.5                     | PolyVee drive head at the small diameter    | 8, 11 HEX,<br>12 | 350   | 350 | 350 | 350 | 350  |
|               |                              | Round belt drive head at the small diameter |                  | 350   | 350 | 350 | 350 | 350  |

HEX = hexagon

### Dimensions

A sufficient axial play is already taken into account, so that the actual lane width between side profiles is required. The dimensions of the conveyor roller depend on the shaft version and the drive element.

- RL = Reference length/ordering length
- EL = Installation length, inside diameter between side profiles
- AGL = Total length of shaft
- U = Usable tube length: Length of tapered elements

# ROLLERS

## SERIES 3500KXO

Fixed drive curve roller



# ROLLERS

## SERIES 3500KXO

Fixed drive curve roller



### Reference length with tapered elements without drive head

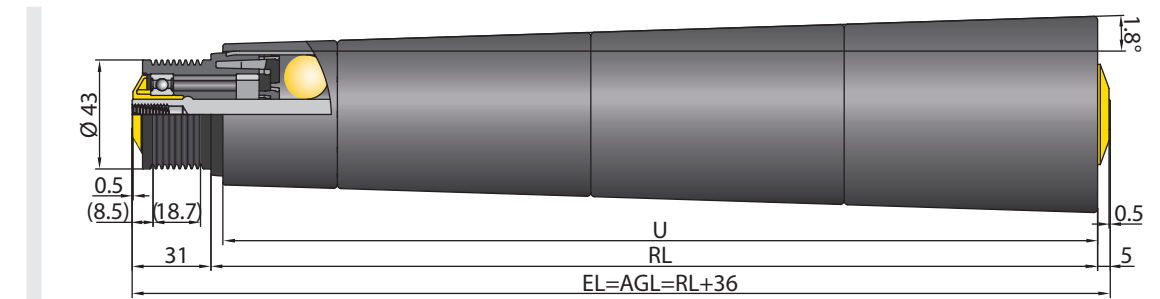
| Conicity: 1.8°, color: gray (not antistatic) |             |             | Conicity: 1.8°, color: black (antistatic) |             |             |
|--|-------------|-------------|---|-------------|-------------|
| Reference length [mm]                        | Min. Ø [mm] | Max. Ø [mm] | Reference length [mm]                     | Min. Ø [mm] | Max. Ø [mm] |
| 150  | 55.6        | 64.8        | 150                                       | 55.6        | 64.8        |
| 200  | 52.5        | 64.8        | 200                                       | 52.5        | 64.8        |
| 250  | 55.6        | 71.2        | 250                                       | 55.6        | 71.2        |
| 300  | 52.5        | 71.2        | 300                                       | 52.5        | 71.2        |
| 350  | 55.6        | 77.6        | 350                                       | 55.6        | 77.6        |
| 400  | 52.5        | 77.6        | 400                                       | 52.5        | 77.6        |
| 450  | 55.6        | 84.0        | 450                                       | 55.6        | 84.0        |
| 500  | 52.5        | 84.0        | 500                                       | 52.5        | 84.0        |
| 550  | 55.6        | 90.4        | 550                                       | 55.6        | 90.4        |
| 600  | 52.5        | 90.4        | 600                                       | 52.5        | 90.4        |
| 650  | 55.6        | 96.8        | 650                                       | 55.6        | 96.8        |
| 700  | 52.5        | 96.8        | 700                                       | 52.5        | 96.8        |
| 750  | 55.6        | 103.2       | 750                                       | 55.6        | 103.2       |
| 800  | 52.5        | 103.2       | 800                                       | 52.5        | 103.2       |
| 850  | 55.6        | 109.9       | -   | -           | -           |
| 900  | 52.5        | 109.9       | -   | -           | -           |
| 950  | 55.6        | 116.0       | -   | -           | -           |
| 1000   | 52.5        | 116.0       | -   | -           | -           |

The specified minimum diameters refer to the smallest diameter of the first tapered element. The reference lengths 150 mm and 200 mm as well as 950 mm and 1,000 mm do not receive an end cover.

| Conicity: 2.2°, color: gray (not antistatic) |             |             |
|--|-------------|-------------|
| Reference length [mm]                        | Min. Ø [mm] | Max. Ø [mm] |
| 190  | 56.0        | 70.6        |
| 240  | 56.0        | 74.4        |
| 290  | 56.0        | 78.3        |
| 340  | 56.0        | 82.1        |
| 440  | 56.0        | 89.8        |
| 540  | 56.0        | 97.5        |
| 640  | 56.0        | 105.2       |
| 740  | 56.0        | 112.8       |

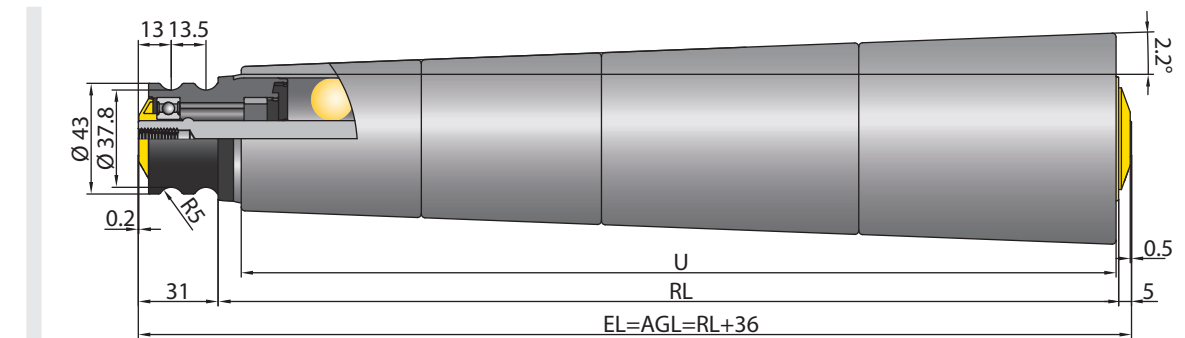
The specified minimum diameters refer to the smallest diameter of the first tapered element.

### Tapered elements with 1.8° and PolyVee drive head



· PolyVee belt see page 240

### Tapered elements with 2.2° and round belt drive head



### Tapered elements with 1.8° and 1/2" polymer double sprocket head with 14 teeth

